

BF - 3207



Instruções de Montagem Assembly Instructions Instrucciones de Montaje

Acesse Vídeos de Montagens
Access Mounting Videos
Acceder a los Vídeos de Montaje
www.tecnomobili.ind.br

tecnomobili

Estrada RSC 453, Km s/n° | Garibaldi | RS
CEP: 95720-000 | Fone / Fax: 54.3464.2050

Notas Especiais:

01 -Examine completamente todas as peças do móvel antes de começar o trabalho.

02 -Recomenda-se montar o móvel conforme este Manual de Montagem.

03 -É de responsabilidade do montador seguir as instruções do Manual de Montagem, que são fundamentais para garantir a estrutura do móvel.

04 -Para limpeza, utilizar somente pano úmido e sabão neutro.

Special notes:

01 -Check all parts of the unit thoroughly before starting work.

02 -It is recommended to assemble the furniture according to this Installation Manual.

03 -It is the responsibility of the assembler to follow the instructions in the Assembly Manual, which are essential to ensure the structure of the furniture.

04 -For cleaning use only damp cloth and neutral soap.

Notas especiales:

01 -Examine completamente todas las piezas del mueble antes de iniciar el trabajo.

02 -Se recomienda montar el mueble conforme el Manual de Ensamblaje.

03 -Es de responsabilidad del montador seguir las instrucciones del Manual de Ensamblaje, que son fundamentales para garantizar la estructura del mueble.

04 -Para limpieza solamente usar trapo húmedo y jabón neutro.





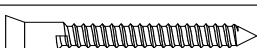


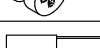





Guarante certificate:

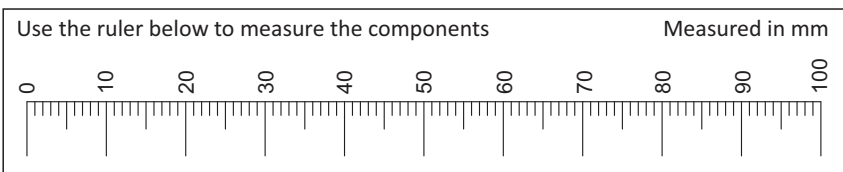
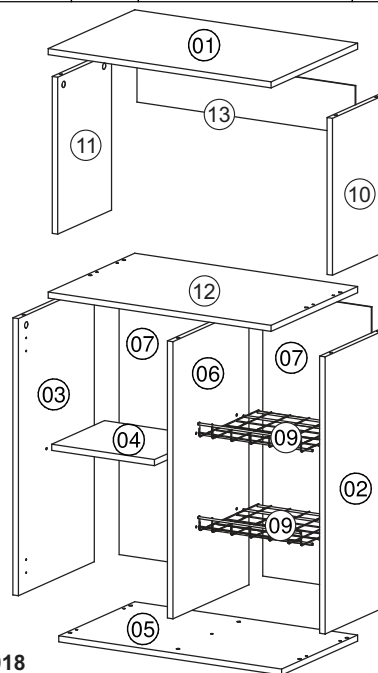
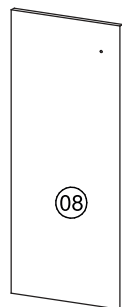
The guarantee of products manufactured by Móveis Videira LTDA covers any defects / manufacturing defects, within the period established by the Consumer Protection Code, in its Article 26, II, which provides for a legal guarantee of ninety (90) days.

Lista de Peças / List of pieces / Lista de piezas

CóD	DESCRIÇÃO	DESCRIPTION	DESCRIPCION	QTD	RAW MATERIAL	DIMENSION
01	Tampo	Top	Tampo	1	MDP 15mm	610x410x15
02	Lateral Direita	Right Side	Lateral Derecha	1	MDP 15mm	680x300x15
03	Lateral Esquerda	Left Side	Lateral Izquierda	1	MDP 15mm	680x360x15
04	Prateleira	Shelf	Estante	1	MDP 15mm	281x250x15
05	Base	Base	Base	1	MDP 15mm	610x360x15
06	Divisão	Division	División	1	MDP 15mm	680x360x15
07	Costa	Back	Revés	2	Chapa Dura 3mm	700x297x3
08	Porta	Door	Puerta	1	MDP 15mm	680x291x15
09	Cesto	Basket	Cesto	2		280x285x39
10	Lateral Superior Direita	Right Upper Side	Lateral Superior Derecha	1	MDP 15mm	385x255x15
11	Lateral Superior Esquerda	Left Upper Side	Lateral Superior Izquierda	1	MDP 15mm	385x255x15
12	Tampo Intermediário	Intermediate Top	Tapa Intermediaria	1	MDP 15mm	610x410x15
13	Costa Superior	Upper Back	Revés Superior	1	Chapa Dura 3mm	597x120x3

REF DESCRIPTION QTD

A		Cavilha 8 x 30mm	12
B		3,5 x 16mm CC	08
C		3,5 x 30mm CP	01
D		3,5 x 40mm CC	09
E		5,0 x 40mm CC	04
F		34 x 7mm Parafuso Minifix	08
G		15 x 12mm Tambor Minifix	08
H		6 x 8mm Suporte Para Prateleira	04
I		50 x 40mm Sapata	04
J		22 x 3mm Prego 10X10	30
L		40 x 20 x 21mm Puxador	01
M		13 x 13 x 3mm Fixador Para Costas	04
N		Dobradiça Alta Calço N° 7	02



Review: 00
Date: 16/02/2018

Ferramentas | Tools | Herramientas



45 min.

